



DISTRIBUTED BY: **STURDI-BUILT**

PRICE GUIDE



Metal Colors

STANDARD METAL

Same price for Standard Metal or Shingle Roof.



RUSTIC RED	CHARCOAL	BLACK
BROWN	HUNTER GREEN	SILVER

SPECIAL ORDER METAL

Adds one week to the lead-time and has a slight upcharge.

BRILLIANT WHITE	ALAMO WHITE	ASH GRAY
LIGHT STONE	TAN	TAUPE
PEWTER GRAY	BURNISHED SLATE	BRITE RED
BURGUNDY	GALLERY BLUE	OCEAN BLUE

Shingles



Paint & Urethane Colors

STANDARD PAINT

One Standard Paint Color included in price.

BARN WHITE	NAVAJO	BEIGE
CLAY	BUCKSKIN	BROWN
GIBRALTAR	GAP GRAY	BLACK

EVERGREEN	RED
-----------	-----

URETHANE STAIN COLORS

MAHOGANY	CHESTNUT BROWN
CEDAR	DRIFTWOOD

Metal color availability and color names vary by region. Please consult your dealer for options in your area. Actual colors may vary from those displayed in brochure. See dealer for actual color swatch. BYO is not responsible for colors not matching the brochure.

BACKYARDOUTFITTERSUSA.COM

Facebook.com/BackyardOutfittersEnterprisesLLC
Instagram.com/BackyardOutfittersUSA

Scan the QR code or visit
www.backyardoutfittersusa.com/brochure
to view & download our full brochure.





LOFTED BARN

WALL HEIGHT IS 6'3"
TREATED OR PAINTED ONE COLOR



SIZE	CASH PRICE*	RENT TO OWN (36 MO)	RENT TO OWN (48 MO)
8x10	\$3,750	\$173 ⁶¹	\$156 ²⁵
8x12	\$3,995	\$184 ⁹⁵	\$166 ⁴⁶
8x16	\$4,550	\$210 ⁶⁵	\$189 ⁵⁸
10x10	\$4,425	\$204 ⁸⁶	\$184 ³⁸
10x12	\$4,795	\$221 ⁹⁹	\$199 ⁷⁹
10x14	\$5,295	\$245 ¹⁴	\$220 ⁶³
10x16	\$5,575	\$258 ¹⁰	\$232 ²⁹
10x20	\$6,775	\$313 ⁶⁶	\$282 ²⁹
12x16	\$6,950	\$321 ⁷⁶	\$289 ⁵⁸
12x20	\$7,775	\$359 ⁹⁵	\$323 ⁹⁶
12x24	\$9,325	\$431 ⁷¹	\$388 ⁵⁴
12x28	\$10,650	\$493 ⁰⁶	\$443 ⁷⁵
12x30	\$11,195	\$518 ²⁹	\$466 ⁴⁶
12x32	\$13,595	\$629 ⁴⁰	\$566 ⁴⁶
12x36	\$12,450	\$576 ³⁹	\$518 ⁷⁵
12x40	\$13,275	\$614 ⁵⁸	\$553 ¹³
14x24	\$12,050	\$557 ⁸⁷	\$502 ⁰⁸
14x28	\$13,695	\$634 ⁰³	\$570 ⁶³
14x32	\$15,350	\$710 ⁶⁵	\$639 ⁵⁸
14x36	\$16,595	\$768 ²⁹	\$691 ⁴⁶
14x40	\$17,625	\$815 ⁹⁷	\$734 ³⁸

Up to 8ft of loft included in price. Additional charges apply if over 8ft. No discount for subtracting loft.

STANDARD BUILDINGS



UTILITY SHEDS

PRICE IS FOR 6' 3" WALLS (8' AVAIL)
TREATED OR PAINTED ONE COLOR



SIZE	CASH PRICE*	RENT TO OWN (36 MO)	RENT TO OWN (48 MO)
8x8	\$2,925	\$135 ⁴²	\$121 ⁸⁸
8x10	\$3,095	\$143 ²⁹	\$128 ⁹⁶
8x12	\$3,325	\$153 ⁹⁴	\$138 ⁵⁴
8x16	\$4,395	\$203 ⁴⁷	\$183 ¹³
10x10	\$3,995	\$184 ⁹⁵	\$166 ⁴⁶
10x12	\$4,195	\$194 ²¹	\$174 ⁷⁹
10x14	\$4,795	\$221 ⁹⁹	\$199 ⁷⁹
10x16	\$4,995	\$231 ²⁵	\$208 ¹³
10x20	\$6,225	\$288 ¹⁹	\$259 ³⁸
12x16	\$6,225	\$288 ¹⁹	\$259 ³⁸
12x20	\$7,050	\$326 ³⁹	\$293 ⁷⁵
12x24	\$8,095	\$374 ⁷⁷	\$337 ²⁹
12x28	\$9,395	\$434 ⁹⁵	\$391 ⁴⁶
12x30	\$9,995	\$462 ⁷³	\$416 ⁴⁶
12x32	\$10,495	\$485 ⁸⁸	\$437 ²⁹
12x36	\$11,325	\$524 ³¹	\$471 ⁸⁸
12x40	\$12,050	\$557 ⁸⁷	\$502 ⁰⁸
14x24	\$11,050	\$511 ⁵⁷	\$460 ⁴²
14x28	\$12,375	\$572 ⁹²	\$515 ⁶³
14x32	\$14,095	\$652 ⁵⁵	\$587 ²⁹
14x36	\$15,750	\$729 ¹⁷	\$656 ²⁵
14x40	\$16,975	\$785 ⁸⁸	\$707 ²⁹

Choose a Standard Building Style & Size

Then choose an add-on package below

Your package price is added to the standard building price

ADD-ON PACKAGES



PLAYHOUSE

Includes HOUSE-STYLE DOOR WITH 9 LITE WINDOW, 4' PORCH*, two PORCH POSTS, and three 2' x 3' SINGLE PANE WINDOWS. The Utility Style Playhouse package will include 8' WALLS. Package price does not include wooden barn doors. *Total length of building includes 4' PORCH.

\$965

Adds \$44.68 to 36 month rent
Adds \$40.21 to 48 month rent

Building must include a porch to get package price.



DELUXE CABIN

Includes HOUSE-STYLE DOOR WITH 9 LITE WINDOW, PORCH, PORCH RAILING (Included porch railing is 3 sections that are approx. 4' each.), four PORCH POSTS, and five 2' x 3' SINGLE PANE WINDOWS. The Utility Style Deluxe Playhouse Package will also include 8' WALLS. Minimum size is 12' x 24'. Package price does not include wooden barn doors. *Total length of building includes PORCH.

\$1,765

Adds \$81.71 to 36 month rent
Adds \$73.54 to 48 month rent

Building must include a porch to get package price.



GARAGE

9' GARAGE DOOR

8' GARAGE DOOR

Includes GARAGE DOOR, HOUSE-STYLE DOOR WITH NO WINDOW, one 2' x 3' SINGLE PANE WINDOW and 12" ON CENTER FLOOR JOISTS. The Utility Style Garage Package will also include 8' WALLS. Package price does not include wooden barn doors. 10' wide buildings require two ADDITIONAL SKIDS. Occupancy class not intended for use as a 'Private Garage' as defined by IBC.

9' GARAGE DOOR

\$1,095

Adds \$50.69 to 36 month rent
Adds \$45.63 to 48 month rent

8' GARAGE DOOR

\$1,085

Adds \$50.23 to 36 month rent
Adds \$45.21 to 48 month rent

Building must include a garage door and house-style door with no window to qualify for package price.



ANIMAL SHELTER

6x6 Pressure Treated perimeter base. 1 1/4" Pressure Treated Kick Boards approximately 4' high, spaced 1.5" apart. 8' wide opening standard.

Buildings will be set directly on ground with no blocking. Ground must be suitable for application prior to delivery.

\$400

Adds \$18.52 to 36 month rent
Adds \$16.67 to 48 month rent

SECURITY DEPOSITS

\$200 on 8' & 10' wide buildings
\$400 on 12' wide buildings



SIDE PORCH

Includes HOUSE-STYLE DOOR WITH 9 LITE WINDOW, PORCH, PORCH RAILING (included porch railing is approx. 4'), one PORCH POST, two 2' x 3' SINGLE PANE WINDOWS, WORKBENCH and DOUBLE WOODEN BARN DOORS. The Utility Style Side Porch package will also include 8' WALLS. *Standard PORCH is 4' x 8'.

\$1,095

Adds \$50.69 to 36 month rent
Adds \$45.63 to 48 month rent

Building must include a porch to get package price.



UTILITY DORMER

Available only on Utility Sheds

Includes three 10" x 29" WINDOWS in dormer. Only available on 8', 10' & 12' wide buildings. Inside wall heights are 81" for T1-11 siding and 82.5" for painted LP Smart Panel. More than one dormer can be added to building if size permits. Add \$1,235 for each additional dormer.

\$1,235

Adds \$57.18 to 36 month rent
Adds \$51.46 to 48 month rent



Engineer Certified buildings are certified for 60 psf Ground Snow Load & 115 mph winds (wind rating requires customer supplied anchors).

MINI BARN



WALL HEIGHT IS 4'
TREATED OR PAINTED ONE COLOR


SIZE	CASH PRICE*	RENT TO OWN (36 MO)	RENT TO OWN (48 MO)
8x8	\$2,750	\$127 ³¹	\$114 ⁵⁸
8x10	\$2,925	\$135 ⁴²	\$121 ⁸⁸
8x12	\$3,095	\$143 ²⁹	\$128 ⁹⁶
8x16	\$3,995	\$184 ⁹⁵	\$166 ⁴⁶
10x10	\$3,575	\$165 ⁵¹	\$148 ⁹⁶
10x12	\$3,750	\$173 ⁶¹	\$156 ²⁵
10x14	\$3,825	\$177 ⁰⁸	\$159 ³⁸
10x16	\$4,475	\$207 ¹⁸	\$186 ⁴⁶
10x20	\$5,425	\$251 ¹⁶	\$226 ⁰⁴
12x16	\$5,825	\$269 ⁶⁸	\$242 ⁷¹
12x20	\$6,775	\$313 ⁶⁶	\$282 ²⁹
12x24	\$7,950	\$368 ⁰⁶	\$331 ²⁵

Packages not available.

FLOORING OPTIONS

YOU CHOOSE:
5/8" TREATED SQUARE EDGE FLOORING
OR 5/8" T&G FLOORING - SAME PRICE

5/8" TREATED SQUARE EDGE



5/8" ENGINEERED TONGUE & GROOVE



UPGRADE: 3/4" FLOORING (SEE OPTIONS TABLE FOR PRICING)

DOUBLEWIDE GARAGES



Includes 9 lite window door, four 2'x3' windows, two roll up garage doors, 12" on center floor joists & 3/4" treated flooring. Other garage doors available in some areas. See dealer for details.

Doublewide Garages must be set on level gravel or concrete pad. Rent-to-own is available in some areas on Doublewide Garages. See dealer for details.

SIZE	CASH PRICE*
24x24	\$20,195
24x28	\$22,495
24x30	\$23,850
24x32	\$25,395
24x36	\$27,525
24x40	\$29,850

SIDING OPTIONS

T1-11
PRESSURE
TREATED



NO ADDITIONAL CHARGE

LP SMART
PANEL



NO ADDITIONAL CHARGE



OPTIONS & ADD-ONS

WINDOW OPTIONS

24"x27" LOFT WINDOW (IN LOFT ONLY; DOES NOT FIT ABOVE GARAGES)	\$105
2'x3' SINGLE PANE WINDOW	\$105
2'x3' DOUBLE PANE WINDOW	\$240
3'x3' SINGLE PANE WINDOW	\$120
3'x3' DOUBLE PANE WINDOW	\$310
10"x35" WINDOW (FITS 4' SINGLE BARN DOOR)	\$120
10"x29" WINDOW (FITS DOUBLE BARN DOOR)	\$100

DOOR OPTIONS

SINGLE 4' BARN DOOR (MATCHING BUILDING MATERIALS)	\$110
SINGLE 4' WOODEN BARN DOOR WITH WINDOW	\$230
DOUBLE BARN DOORS (MATCHING BUILDING MATERIALS)	\$165
DOUBLE WOODEN BARN DOORS WITH WINDOWS	\$360
HOUSE - STYLE DOOR, NO WINDOW (OPENS IN & TO THE RIGHT ONLY)	\$360
HOUSE - STYLE DOOR, 9 LITE WINDOW (OPENS IN & TO THE RIGHT ONLY)	\$440
OPENING LOFT DOOR (LOFTED BARN ONLY)	\$60
9'x7' GARAGE DOOR (WALL MUST BE AT LEAST 12' WIDE x 8' TALL) (12" ON CENTER FLOOR JOISTS INCLUDED)	\$820
8'x7' GARAGE DOOR (WALL MUST BE AT LEAST 10' WIDE x 8' TALL) (12" ON CENTER FLOOR JOISTS INCLUDED) (10' WIDE BUILDINGS REQUIRE 2 ADDITIONAL SKIDS)	\$805

FLOORING OPTIONS

ADDITIONAL SKIDS (EACH)	\$5/ft
3/4" FLOORING (PRICED PER SQUARE FOOT)	\$0.60/sq ft
2x6 FLOOR JOISTS (STANDARD ON 14' WIDE BUILDINGS)	\$0.40/sq ft
12" ON CENTER FLOOR JOISTS (STANDARD ON GARAGES)	\$0.40/sq ft

PAINT & URETHANE OPTIONS

PAINT (ONE STANDARD COLOR)	FREE
PAINTED BUILDING TRIM (SECOND COLOR / PAINT ONLY)	\$70
EACH ADDITIONAL COLOR (INCLUDES DOORS - PAINT OR URETHANE TRIM ON DOORS - PAINT ONLY)	\$70
UPGRADE TO URETHANE OR CUSTOM PAINT COLOR (8' & 10' WIDE BUILDINGS)	ADD \$140
UPGRADE TO URETHANE OR CUSTOM PAINT COLOR (12' & 14' WIDE BUILDINGS)	ADD \$275

OTHER OPTIONS

HOUSE WRAP VAPOR BARRIER (ON WALLS ONLY)	\$1.75/sq ft
TAR PAPER (UNDER ROOFING ONLY, RECOMMENDED FOR SHINGLE ROOFS)	\$1.75/sq ft
TECH SHIELD RADIANT BARRIER ON ROOF: +2% ADDITIONAL CHARGE	
SILVER TECH RADIANT BARRIER (SMART PANEL ONLY) ON WALLS: +3% ADDITIONAL CHARGE	
8' TALL WALLS (92" INSIDE) (UTILITIES)	\$175
WORKBENCH (PRICED PER FOOT OF WIDTH)	\$17/ft
SHELVES (3 TIER) (PRICED PER FOOT OF WIDTH)	\$17/ft
LOFT (PRICED PER FOOT OF DEPTH)	\$28/ft
EXTRA PORCH POST	\$50/each
PORCH RAILING	\$17/ft
6" FRONT & BACK ROOF OVERHANG (GABLE END WALLS)	\$275
16" ON CENTER TRUSSES (PAINTED ONLY)	\$0.40/sq ft
16" ON CENTER STUDS AND TRUSSES (TREATED ONLY)	\$1.00/sq ft
SPECIAL ORDER METAL ROOF COLOR	\$60

- *Prices shown include 3% discount offered for purchases made with cash or check. Credit card purchases are not eligible for the discounted price and will be priced 3% higher.
- One color paint/water sealer included in above price. Urethane and additional colors are extra (excluding Build On Site).
- 12ft wide and over buildings are measured across the eaves due to DOT regulations (all others are measured from outside corners).
- All 8ft wide buildings come with a single door (excluding packages).
- All 10ft, 12ft & 14ft wide buildings come with double doors (excluding packages).
- Available RTO terms may change by location. See your local dealer for details.
- Add package price to Lofted or Utility Style Buildings only. These are package deals, options may be removed but no credit given on price.

Backyard Outfitters Enterprises, LLC and its associates are not responsible for permits, snow/wind load requirements, covenant searches, restrictions, setbacks, yard damage, or underground damage. In very rare cases, underground footers may be required by local building codes. Backyard Outfitters does not offer digging or footer services and these are not included in free set up, however we can work with customer or contractor when required for an additional cost. Please contact your local Building Inspector and/or Homeowner's Association for information on requirements and restrictions. It is the customer's responsibility to decide if ground conditions are unsuitable for delivery. Backyard Outfitters has the right to refuse any sale prior to the time when it is accepted and approved by Backyard Outfitters' corporate office and the building is set up at customer's location.

ALL PRICES SUBJECT TO CHANGE.

6.21.21 (BYO_PG_STURDI-BUILT-5575) Backyard Outfitters Enterprises, LLC ©Copyright 2021 | All rights reserved.

RENT TO OWN

SECURITY DEPOSITS*

- \$100:** 8ft & 10ft wide buildings
- \$200:** 12ft wide buildings
- \$1,000:** 14ft wide buildings

*Excludes Animal Shelters & Build On Site.

BUILD ON SITE

Build on site is available in some areas. See dealer for fees and availability for your area.



DELIVERY & SETUP

- Free delivery and easy setup within 30 miles.
- Please consult your local dealer for the most up-to-date delivery lead times.
- No site preparation necessary if site is no more than 2 feet out of level.
- Customer has the responsibility to decide if ground conditions are unsuitable for delivery. We are not responsible for yard damage.
- Site must be accessible by truck and trailer.

Drivers can supply blocks for a fee. Free Delivery covers one trip up to 30 miles one way. Trips over 30 miles are subject to a \$2/mile (8ft, 9ft & 10ft wide) or \$3.50/mile (12ft & 14ft wide) charge one way. Free setup includes leveling the building, starting with one corner at ground level and raising it up to a maximum of 2 feet. If leveling requires 1 foot or less, pressure treated wood may be used. Otherwise, customer may supply concrete blocks which are placed on top of the ground, or we can supply concrete blocks for a fee.

In very rare cases, underground footers may be required by local building codes. Backyard Outfitters does not offer digging or footer services and these are not included in free set up, however we can work with customer or contractor when required for an additional cost.

Please contact your local Building Inspector and/or Homeowner's Association for information on requirements and restrictions. The customer will be responsible for the mileage charge as well as the cost of any additional trips.



STURDI-BUILT

v001